



Effect of Cooking Time on Biochemical and Functional Properties of Flours from Yam “kponan” (*Dioscorea cayenensis-rotundata*) Tubers

**Koné Daouda¹, Koné Martial Fankroma¹, Dje Kouakou Martin¹,
Dabonné Soumaila^{1*} and Kouamé Lucien Patrice¹**

¹*Departement of Food Science and Technology, University Nangui Abrogoua, Laboratory of Biocatalysis and Bioprocessing, 02 BP 801 Abidjan 02, Côte d'Ivoire.*

Authors' contributions

This work was carried out in collaboration between all authors. Authors KD and KLP designed the study, wrote the protocol and managed analyses. Author DKM performed the statistical analysis. Authors KMF and DS wrote the first draft of the manuscript and managed literature searches. All authors read and approved the final manuscript.

Original Research Article

Received 27th March 2014
Accepted 5th May 2014
Published 20th June 2014

ABSTRACT

Aims: To determine the effects of cooking time on nutritional value of flours from yam “kponan” (*Dioscorea cayenensis-rotundata*) tubers.

Study Design: Analysis of Variance (ANOVA) was employed in this work.

Place and Duration of Study: Unité de Formation et de Recherche des Sciences et Technologies des Aliments (UFR-STA), Université Nangui Abrogoua, Abidjan, Côte d'Ivoire, during the period from June 2012 to July 2013.

Methodology: Yam tubers were randomly harvested at maturity (6 months after planting) from three different farms. Yam tubers were washed, peeled, cut into pieces and cooked in boiling water at 100°C, for periods of 0 min (FNT), 5 min (F5), 10 min (F10) and 15 min (F15). After cooling, the samples were cut, oven dried at 45°C for 48 h, milled, sieved, packaged and stored at 4°C. Standardized methods were adopted for proximate and functional properties evaluation of yam “kponan” flours.

Results: Excepted the crude fat contents of flours, all the biochemical properties measured (dry matter, total ash, organic matters, total and reducing sugars, crude

*Corresponding author: E-mail: sdabonne@yahoo.fr;

protein, carbohydrate) decreased significantly with the change in cooking time ($p \leq 0.05$). However, among functional properties studied, water absorption capacity, water solubility index and absorption capacity of some oils (palm oil, soybean oil, sunflower oil, red oil and olive oil) showed a significant ($p \leq 0.05$) increase with cooking time, whereas the foam capacity and stability of flours decreased significantly ($p \leq 0.05$). The flours exhibited different properties as showed by the Principal Component Analysis (PCA) that discriminated raw yam flour (FNT) from cooked yam flours after 5, 10 and 15 min (F5, F10 and F15, respectively).

Conclusion: The use of cooking method in yam “kponan” flours processing appeared beneficial to improve their nutritional potentialities.

Keywords: *Dioscorea cayenensis-rotundata*; biochemical properties; functional properties; cooking time.

1. INTRODUCTION

Roots and tubers are widely cultivated all over the world in tropical and subtropical areas. Among tubers, yams (*Dioscorea* spp.) are major staple food crops in Africa, West Indies, South Asia, South and Central America [1].

Yams are an important source of carbohydrate for many people of the sub-Saharan region, especially in West Africa [2,3]. Yam belongs to the genus *Dioscorea* of the family *Dioscoreaceae* which has about 600 species, including only 10 that are edible [4]. The most economically important species are *Dioscorea rotundata*, *D. alata*, *D. cayenensis*, *D. bulbifera*, *D. trifida*, *D. opposita*, *D. dumetorum*, *D. japonica* and *D. hispida* [5].

In Côte d'Ivoire, yam plays an important role in food crop production with a production estimated at 5 million tons per year in 2001 [6]. This high production is destined for human consumption. Yam also has a cultural importance. Among the edible yams, *Dioscorea cayenensis-rotundata*, cultivar “kponan” is widely used for the ritual ceremony and is valued for the different traditional meals [3,7].

Many losses are recorded during the storage of yam tubers [8]. To overcome the high perishability of fresh yam, a large proportion is processed before consumption [9]. The processing method of yam include cooking (i.e., boiling, baking, frying), drying and grinding into flour [7]. Some previous studies have also illustrated these different forms of yam consumption [10,11].

It is well known that the cooking processes causes several changes in physical characteristics and chemical compositions of vegetables and affect their nutritional value [12]. Cooking methods differ in many areas of the country and also vary with the ethnic background of the family [13]. However, it seems to be important to know the influence of the duration of cooking processes.

Thus the objectives of this work were to evaluate the effect of cooking time on biochemical and functional properties of flours from yam “kponan” (*Dioscorea cayenensis-rotundata*) tubers.

2. MATERIALS AND METHODS

2.1 Materials

Yam tubers “kponan” (*Dioscorea cayenensis-rotundata*) were randomly harvested at maturity (6 months after planting) from three different farms in Dabakala, Vallée du Bandama Region (8°15'N and 4°25'W), North portion of Côte d'Ivoire (West Africa). They were immediately transported to the laboratory and stored under prevailing tropical ambient conditions (19-28°C, 60-85 % RH) for 24 hours. All other chemicals and reagents used were of analytical grade and purchased from Sigma Chemical Co. (St. Louis, MO).

2.2 Biochemical Properties

2.2.1 Preparation of raw and cooked yam tuber flours

Yam tubers (1 kg) were washed free of dirt and peeled using a stainless steel knife. The peeled samples were rewashed twice with clean water and cut into pieces of about 50 g. Water was added to the cut pieces at the ratio of 1:1 (w/w) and cooked in a closed stainless steel vessel (IVOIRAL) on a hot plate at the temperature of 100°C, for periods of 0, 5, 10 and 15 min. At the end of boiling, the water was drained off and the hot samples were cooled for 25 min. Then, they were cut into 5 millimeters thick slices and dried at 45°C in a ventilated oven (MEMMERT) for 48 h. The dried samples were ground into fine powder. Yam powder was obtained after sieving (250 µm diameter). Dried powdered samples were packed into airtight sealed plastic bags and stored in the refrigerator for later analysis.

2.2.2 Proximate composition

The dry matters contents of the flours were determined by drying in an oven at 105°C during 24 h to constant weight [14]. The total ash contents were determined by incinerating flour (2 g) in a furnace at 550°C for 6 h, then weighing the residue after cooling to room temperature in a desiccator [14]. The organic matters contents were determined by the difference between the values of dry matter and total ash. The ethanol-soluble sugars extraction was determined as described by Martinez-Herrera et al. [15]. The method described by Dubois et al. [16] was used for the total sugar contents analysis. The reducing sugar contents were determined according to the method of Bernfeld [17] using 3.5 dinitrosalicylic acid. The crude protein contents were calculated from nitrogen contents ($N \times 6.25$) obtained using the Kjeldahl method by AOAC [14]. The crude fat contents were determined by continuous extraction in a Soxhlet apparatus for 8 h using hexane as solvent [14]. The carbohydrate contents were determined by difference that is by deducting the mean values of other parameters that were determined from 100.

Therefore % carbohydrate = $100 - (\% \text{ moisture} + \% \text{ ash} + \% \text{ crude protein} + \% \text{ crude fat})$.

2.3 Functional Properties of Flours

2.3.1 Water absorption capacity and water solubility index

The water absorption capacity (WAC) and solubility index (WSI) of flours were evaluated according to Phillips et al. [18] and Anderson et al. [19] methods, respectively. Exactly 2 g of flour (M_0) were mixed with a 50 ml of distilled water in a centrifuge tube and shaken for 30

min in a KS10 agitator. The mixture was kept in a water-bath (37°C) for 30 min and centrifuged (Ditton LAB centrifuge, UK) at 5000 rpm for 15 min. The resulting sediment (M_2) was weighed and then dried at 105°C to constant weight (M_1). The WAC was then calculated as follows:

$$WAC(\%) = \frac{M_2 - M_1}{M_1} \times 100 \quad (1)$$

While the WSI was calculated using the following equation:

$$WSI(\%) = \frac{M_0 - M_1}{M_0} \times 100 \quad (2)$$

2.3.2 Oil absorption capacity

The oil absorption capacity (OAC) of flours was assayed according to the method of Sosulski [20]. One (1) g of flour (M_0) were mixed with a 10 ml of oil. The mixture was shaken for 30 min in a KS10 agitator and centrifuged (Ditton LAB centrifuge, UK) at 4500 rpm for 10 min. The resulting sediment (M_1) was weighed and the OAC was then calculated as follows:

$$OAC(\%) = \frac{M_1 - M_0}{M_0} \times 100 \quad (3)$$

2.3.3 Foam capacity and foam stability

The foam capacity (FC) and stability (FS) of flours were studied by the method of Coffman and Garcia [21]. Three (3) g of flour were transferred into clean, dry and graduated (50 ml) cylinders. The flour samples were gently leveled and the volumes noted. Distilled water (30 ml) was added to each sample; the cylinder was swirled and allowed to stand for 120 min while the change in volume was recorded every one (1) hour.

$$FC(\%) = \frac{\text{Vol. after homogenization} - \text{Vol. before homogenization}}{\text{Vol. before homogenization}} \times 100 \quad (4)$$

$$FS(\%) = \frac{\text{Foam volume after time (t)}}{\text{Initial foam volume}} \times 100 \quad (5)$$

2.4 Statistical Analysis

All the analyses reported in this study were carried out in triplicates. In each case, a mean value and standard deviation were calculated. Analysis of variance (ANOVA) was also performed and separation of the mean values was carried out using Duncan Multiple Range Test at $p \leq 0.05$ [22]. Pearson correlation coefficients (r) for relationships between various flour properties were calculated. The variations observed in the biochemical composition and functional properties of the flours from yam tubers were examined by principal component analysis (PCA) with the STATISCA Software version 7.1.

3. RESULTS AND DISCUSSION

3.1 Principal Component Analysis

Principal Component Analysis (PCA) was used to visualize the variation in the properties among flours from raw and cooked yam “kponan” (*Dioscorea cayenensis-rotundata*) tubers at different times. This analysis showed two axes (axis 1 and 2) explaining the essential variability revealed by the fifteen (15) biochemical and functional variables. The first and the second PCs described 88.23 and 07.78% of the variance respectively. Together, the first two PCs represented 96.01% of the total variability. Flours from yam tubers cooked during 15 min (F15) and 10 min (F10) were located at the left of the score plot, while flours from raw (FNT) and cooked yam tubers during 5 min (F5) had a large positive score in the first principal component (PC1) (Fig. 1). FNT and F15 had a large positive score, whereas F5 had a negative score in PC2 (Fig. 1). F10 was located close to zero both in PC1 and PC2. Thereby, the properties of flours from yam “kponan” (*D. cayenensis-rotundata*) tubers would be different. The correlation circle provides information about correlations between the measured properties (Fig. 2). The properties whose curves lie close to each other on the plot were positively correlated while those whose curves run in opposite directions were negatively correlated.

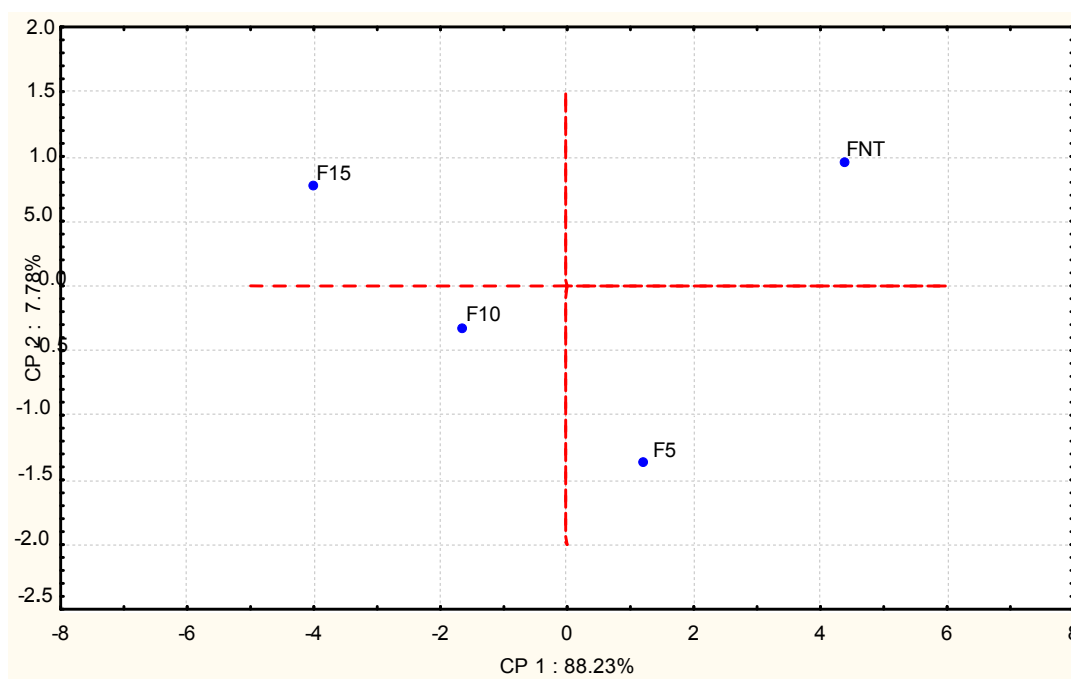


Fig. 1. Sample plot of principal components 1 and 2 of flours from raw and cooked yam “kponan” (*D. cayenensis-rotundata*) tubers

FNT: Flour from raw yam (*D. cayenensis-rotundata*); F5: Flour from (*D. cayenensis-rotundata*) cooked in water at 100°C during 5 min; F10: Flour from (*D. cayenensis-rotundata*) cooked in water at 100°C during 10 min; F15: Flour from (*D. cayenensis-rotundata*) cooked in water at 100°C during 15 min

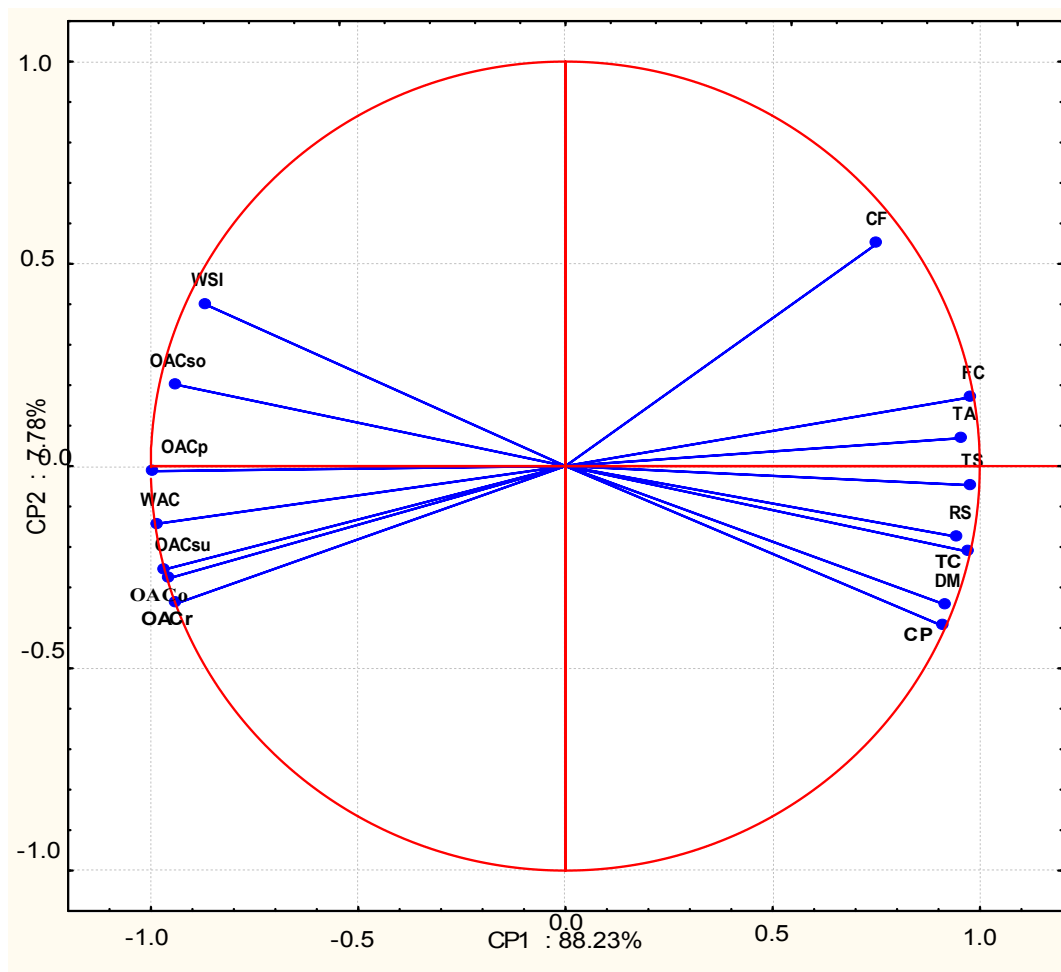


Fig. 2. Circle of correlation of biochemical composition and functional properties of flours from raw and cooked yam “kponan” (*D. cayenensis-rotundata*) tubers on axis 1 and 2

DM: Dry matter; TA: Total ash; TS: Total sugars; RS: Reducing sugars; CP: Crude protein; CF: Crude fat; TC: Total carbohydrate; OAC: Oil absorption capacity; OACp: OAC for palm oil; OACsu: OAC for sunflower oil; OACso: OAC for soybean oil; OACr: red oil; OACo: OAC for olive oil; WAC: Water absorption capacity; WSI: Water solubility index; FC: Foam capacity

3.2 Biochemical Composition

The biochemical composition of flours from raw and cooked yam “kponan” (*D. cayenensis-rotundata*) tubers was presented in Table 1. The change in cooking time led to a significant ($p \leq 0.05$) reduction in dry matters, ash, total and reducing sugars, crude protein and carbohydrate contents, whereas the crude fat content was not affected by the changes in cooking time. The decrease in the biochemical characteristic contents of flours from cooked yam may be due to the heat treatment, which caused loss of these parameters in yam tubers. This result is in agreement with those of Onuegbu et al. [23] in three-leaved yam (*D. dumetorum pax*) tubers.

The significant decrease ($p \leq 0.05$) of dry matter contents of the flours from yam "kponan" (*D. cayenensis-rotundata*) tubers (93.33 to 86.07%) may be related to the decrease of some organic matters level, such as proteins, ash and soluble sugars (Table 1). The dry matter content would reflect low content of moisture that might be favourable for prolonged storage of yam flours. Moisture contents of flours from yam "kponan" (*D. cayenensis-rotundata*) were higher than those of flours from three varieties of yams prepared by different drying methods [24], while these values were lower than those of five varieties of aerial yam (*D. bulbifera*) (61.55 to 71.09%) [25]. Dry matter contents were shown to be positively correlated to the total ash ($r = 0.91$, $p \leq 0.05$), total and reducing sugars ($r = 0.87$, $p \leq 0.05$), and crude protein ($r = 1.00$, $p \leq 0.05$) contents both by Pearson correlation (Table 2) and PCA analysis (Fig. 2).

Ash contents of yam "kponan" (*D. cayenensis-rotundata*) flours were decreased significantly ($p \leq 0.05$) from 2.10 to 1.53% (Table 1). These values were comparable to values as reported in literature [8,26], but were lower than those of flours from five varieties of aerial yam (*D. bulbifera*) (2.8 to 5.57%) [25]. Ash content gives an indication of minerals present in a particular food sample and it is very important in many biochemical reactions which aid physiological functioning of major metabolic processes in the human body [27]. Decrease in ash contents may be due to leaching of minerals in boiling water.

Yams, with relatively high protein contents, are important food in many African countries [24]. The crude protein contents of yam "kponan" (*D. cayenensis-rotundata*) flours ranged from 2.63 to 4.69% (Table 1). These values were lower than those of yam flours from Taiwan [24] and from Ghana [25]. However, they were higher than values reported for several cultivated tropical yam species from the south pacific region [28]. The high protein content of yam "kponan" (*D. cayenensis-rotundata*) indicated its nutritional superiority over other yam species. Decrease in crude protein contents of yam "kponan" (*D. cayenensis-rotundata*) flours after cooking could be explained by solubilization of soluble protein fractions in boiling water [29]. This result agreed with Lima et al. [30] who reported a decrease of the protein content in some cooked vegetables.

Low fat contents (below 0.2%) obtained in yam "kponan" (*D. cayenensis-rotundata*) flours were similar to reported values for tropical yam tubers from the south pacific region [28]. However, these values were lower than values ranging from 0.2 to 0.3% in some yam species [8,24]. It appeared that cooking time had no significant effect ($p \leq 0.05$) on the crude fat contents of yam "kponan" (*D. cayenensis-rotundata*) flours (Table 1). Similar result was observed by Onuegbu et al. [23] in flours from three-leaved yam (*D. dumetorum pax*) tubers. This may be due to the cooking process in boiling water and the short cooking time.

The total sugars and reducing sugars contents of yam "kponan" (*D. cayenensis-rotundata*) flours ranged from 4.41 to 6.51% and from 2.26 to 3.82%, respectively, in response to different cooking times. The variability of these levels may be due to the hydrolysis of polysaccharides of yam into simple sugars during cooking in water. The level of reducing sugars in yam "kponan" (*D. cayenensis-rotundata*) flour (3.82%) was found to be higher than those of several tropical yam flours from the south pacific region (0.12 to 1.03%) [28], and lower in cooked breadfruit (*Artocarpus altilis*) flour (6.86%) [31]. It has been suggested that reducing sugars in flour may cause caking and damping during their storage because of sugar's hygroscopic property. Indeed, sugars may be desirable in bakery products like bread and cake where the tenderizing effects positively affect texture and where sugars serve as substrate for fermentation of the dough [32].

Table 1. Proximate composition of flours from raw and cooked yam “kponan” (*D. cayenensis-rotundata*) tubers

Parameter	Flours			
	FNT	F5	F10	F15
Dry matter (%)	93.33±0.31 ^a	92.61±0.60 ^a	90.60±1.20 ^b	86.07±0.31 ^c
Total ash (%)	2.10±0.40 ^c	1.82±0.63 ^b	1.80±0.26 ^b	1.53±0.44 ^b
Organic matters (%)	91.23±0.40 ^a	90.79±0.63 ^a	88.8±0.26 ^b	84.54±0.44 ^c
Total sugars (%)	6.51±0.09 ^d	5.91±0.02 ^c	4.65±0.01 ^b	4.41±0.02 ^a
Reducing sugars (%)	3.82±0.24 ^b	3.62±0.16 ^b	2.44±0.14 ^a	2.26±0.21 ^a
Crude protein (%)	4.69±0.17 ^c	4.65±0.05 ^c	3.85±0.04 ^b	2.63±0.01 ^a
Crude fat (%)	0.18±0.03 ^a	0.15±0.02 ^a	0.16±0.03 ^a	0.15±0.01 ^a
Total carbohydrate (%)	79.80±0.02 ^a	78.43±0.09 ^a	75.79±0.05 ^b	72.76±0.02 ^c

The obtained values are averages ± standard deviation of triplicate determinations. On the lines of each parameter, the averages affected of no common letter are significantly different between them on the threshold of 5% according to the test of Duncan

Table 2. Pearson correlation coefficients between various biochemical composition and functional properties of flours from the raw and cooked yam “kponan” (*D. cayenensis-rotundata*) tubers

	DM	TA	TS	RS	CP	CF	TC	OACp	OACsu	OACso	OACr	OACo	WAC	WSI	FC
DM	1.00														
TA	0.91	1.00													
ST	0.87	0.87	1.00												
SR	0.87	0.82	0.99	1.00											
CP	1.00	0.88	0.88	0.90	1.00										
CF	0.58	0.86	0.63	0.52	0.51	1.00									
TC	0.98	0.93	0.95	0.95	0.98	0.64	1.00								
OACp	-0.89	-0.93	-0.99	-0.97	-0.89	-0.72	-0.96	1.00							
OACsu	-0.80	-0.95	-0.93	-0.87	-0.78	-0.87	-0.89	0.96	1.00						
OACso	-0.87	-0.81	-0.99	-1.00	-0.90	-0.50	-0.94	0.96	0.85	1.00					
OACr	-0.73	-0.90	-0.92	-0.85	-0.71	-0.86	-0.84	0.94	0.99	0.83	1.00				
OACo	-0.76	-0.91	-0.94	-0.88	-0.75	-0.84	-0.87	0.96	0.99	0.86	1.00	1.00			
WAC	-0.83	-0.92	-0.98	-0.94	-0.82	-0.78	-0.92	0.99	0.98	0.92	0.98	0.99	1.00		
WSI	-0.99	-0.89	-0.81	-0.82	-0.99	-0.54	-0.95	0.84	0.74	0.81	0.66	0.70	0.77	1.00	
FC	0.81	0.91	0.97	0.93	0.81	0.79	0.91	-0.99	-0.99	-0.92	-0.98	-0.99	-1.00	-0.75	1.00

DM: Dry matter; TA: Total ash; TS: Total sugars; RS: Reducing sugars; CP: Crude protein; CF: Crude fat; TC: Total carbohydrate; OAC: Oil absorption capacity; OACp: OAC for palm oil; OACsu: OAC for sunflower oil; OACso: OAC for soybean oil; OACr: red oil; OACo: OAC for olive oil; WAC: Water absorption capacity, WSI: Water solubility index, FC: Foam capacity

Carbohydrate values of yam “kponan” (*D. cayenensis-rotundata*) flours ranged from 72.76 to 79.80% and show to be the most important biochemical component in the flours. These values were comparable to literature values of 76.80 to 87.31% [33,34], while lower range of values (11.86 to 25.78%) were observed by Sanful et al. [25] in Ghanaian aerial yam (*D. bulbifera*). These results also agree with the work of Onyenuga [35], who reported that dry matter of most root and tuber crops is made up of about 60 to 90% carbohydrate. The high percentage of carbohydrates in yam flour makes it an energy food. Table 1 analysis also showed that carbohydrate contents of yam “kponan” flour decreased significantly ($p \leq 0.05$) with cooking time. This may have been due to the fact that carbohydrates may have absorbed water to bulk up via cross-linking reaction probably induced by heat generated by cooking [36]. This decrease may also be related to the decrease of total sugars and protein contents. These results were also supported by Pearson correlation and PCA analysis who revealed a positive correlation of carbohydrate level with protein ($r = 0.98$, $p \leq 0.05$), total and reducing sugars ($r = 0.95$, $p \leq 0.05$) levels.

3.3 Functional Properties

3.3.1 Water absorption capacity (WAC) and water solubility index (WSI)

The water absorption capacity (WAC) and solubility index (WSI) of yam “kponan” (*D. cayenensis-rotundata*) flours are presented in Figs. 3 and 4, respectively. In this study, the cooking time significantly ($p \leq 0.05$) increased the WAC and the WSI.

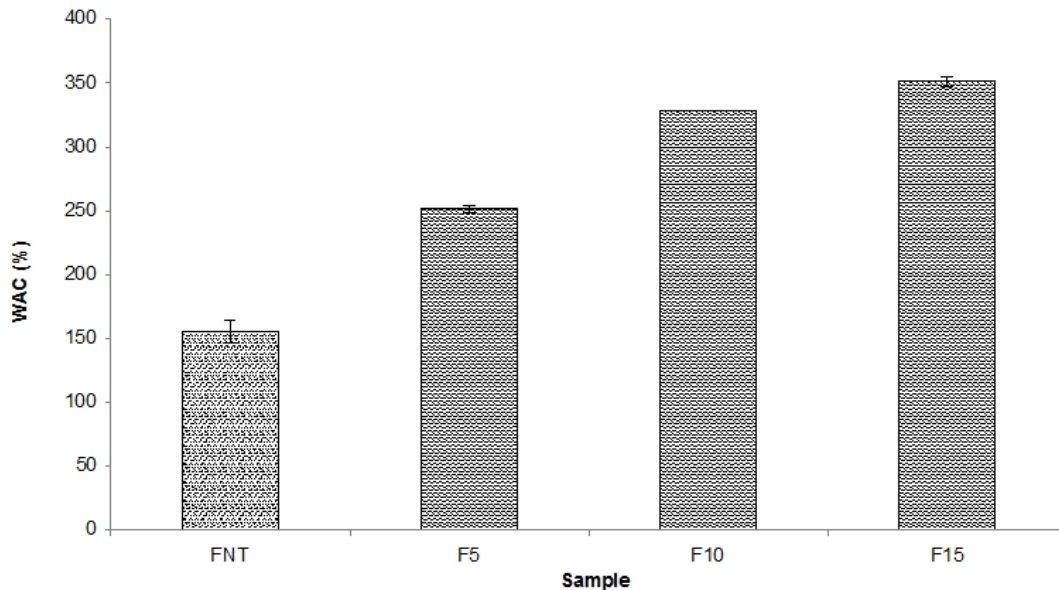


Fig. 3. Water absorption capacity (WAC) of flours from raw and cooked yam “kponan” (*D. cayenensis-rotundata*) tubers. FNT: Flour from raw yam (*D. cayenensis-rotundata*); F5: Flour from yam (*D. cayenensis-rotundata*) cooked in water at 100°C during 5 min; F10: Flour from yam (*D. cayenensis-rotundata*) cooked in water at 100°C during 10 min; F15: Flour from yam (*D. cayenensis-rotundata*) cooked in water at 100°C during 15 min

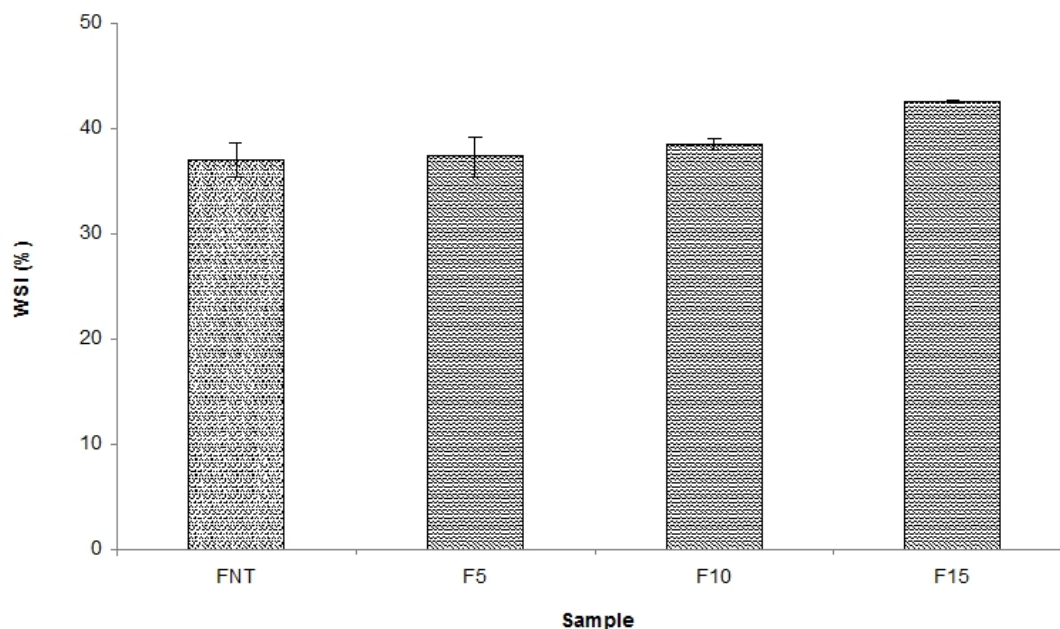


Fig. 4. Water solubility index (WSI) of flours from raw and cooked yam “kponan” (*D. cayenensis-rotundata*) tubers

FNT: Flour from raw yam (*D. cayenensis-rotundata*); F5: Flour from yam (*D. cayenensis-rotundata*) cooked in water at 100°C during 5 min; F10: Flour from yam (*D. cayenensis-rotundata*) cooked in water at 100°C during 10 min; F15: Flour from yam (*D. cayenensis-rotundata*) cooked in water at 100°C during 15 min

The WAC is a functional property used in determining the suitability of utilizing a material in baked foods such as bread where high WAC is needed [23]. The WAC varies from 155.31% in raw yam “kponan” (*D. cayenensis-rotundata*) flour (FNT) to 351.14% in yam flour cooked during 15 min (F15) (Fig. 3), indicating that cooked sample has higher WAC. This behavior indicates that flour of cooked yam tubers has more hydrophilic constituents [37]. The range of WAC observed for the yam “kponan” (*D. cayenensis-rotundata*) flour is comparable to values described in previous works [38,39]. These values were lower than those of flours from yam (*D. dumetorum*) tubers (454%) [29] and raw and cooked taro (*Colocasia esculenta*) corms cultivated in Côte d’Ivoire (312.21-526.76%) [40].

The ability of food materials to absorb water is sometimes attributed to its protein contents [41] and to the capacity of boiling to dissociate or alter the protein molecules to monomeric subunits which may have more water-binding sites [42]. In this study, a negative correlation of protein content with WAC ($r = -0.82$, $p \leq 0.05$) of flour from yam “kponan” (*D. cayenensis-rotundata*) tubers was observed (Table 2; Fig. 2). This observation deviates from the accepted theory that protein solubility is positively correlated with WAC. This may suggest that the proteins of yam “kponan” (*D. cayenensis-rotundata*) tubers are rigid or folded. Therefore, the observed WAC of yam “kponan” flour cannot be attributed only to the proteins. Indeed the results of Pearson correlation (Table 2) and PCA analysis (Fig. 2) revealed a positive correlation of WAC with WSI ($r = 0.77$, $p \leq 0.05$) and a negative with dry matter ($r = -0.83$, $p \leq 0.05$), ash and carbohydrate ($r = -0.92$, $p \leq 0.05$), total sugars ($r = -0.98$, $p \leq 0.05$), reducing sugars ($r = -0.94$, $p \leq 0.05$) and fat ($r = -0.78$, $p \leq 0.05$) contents.

Diosady et al. [43] reported that the WSI reflects the extent of starch degradation. The WSI (37.00%) observed for the raw yam “kponan” (*D. cayenensis-rotundata*) flour (FNT) is lower compared to that of yam flour after cooking for 15 min (F15) (42.50%) (Fig. 4), indicating that cooking time had more profound effects on starch degradation. Similar observations were noted by Hsu et al. [24], when using yam *Dioscorea* spp. flours (9.26 to 15.31%). These WSI values were higher than those of yam flour from *D. dumetorum* tubers (15.0%) [29]. Pearson correlation and PCA analysis revealed no significant correlation in WSI with fat content ($r = -0.54$, $p \leq 0.05$) and negative with ash ($r = -0.89$, $p \leq 0.05$), total sugars ($r = -0.81$, $p \leq 0.05$), reducing sugars ($r = -0.82$, $p \leq 0.05$), total carbohydrate ($r = -0.95$, $p \leq 0.05$), dry matter and crude protein ($r = -0.99$, $p \leq 0.05$) levels. This suggests that the WSI cannot be attributed only to the extent of starch degradation. The biochemical properties play an important role in this functional property change, as we can see in this study.

3.3.2 Oil absorption capacity (OAC)

The results of oil absorption capacities (OAC) of flours are showed in Fig. 5. Analysis of variance of the absorption capacity of palm oil, soybean oil, sunflower oil, red oil and olive oil for yam “kponan” (*D. cayenensis-rotundata*) flours showed a significant ($p \leq 0.05$) increase with cooking time. The absorption capacity of palm oil were observed to increase from 80.65% for the raw yam “kponan” (*D. cayenensis-rotundata*) flour (FNT) to 92.33% for yam flour after cooking for 15 min (F15). While the OAC ranged between 67.00 to 80.00% for sunflower oil, 61.33 to 90.00% for soybean oil, 68.67 to 82.67% for red oil and 67.33 to 70.00% for olive oil (Fig. 5).

The OAC for these different oils ranging from 60 to 90% were higher than those obtained for yam *D. dumetorum* flour (15%) [29] and lower in yam *D. rotundata* flours (137-228%) [44]. Oil absorption is an important property in food formulations because fats improve the flavour and mouthfeel of foods [41]. The variations in OAC depend on the presence of non-polar side chains, which bind the hydrocarbon side chain of oil. The cooking process in boiling water would cause the dissociation and denaturation of proteins, which unmask the non-polar residues of the protein molecules [45].

The mechanism of oil absorption may be explained as a physical entrapment of oil related to the non-polar side chains of proteins. Both the protein content and the type contribute to the oil-retaining properties of food materials [46]. The increase in protein also enhances the hydrophobicity and exposed more of the polar amino acid to the fat [47]. Thus, the decrease in protein in yam “kponan” flours would tend to reduce the hydrophobicity, and thereby causing a low fat binding to protein. The obtained results in this study confirmed this hypothesis since no significant ($p \leq 0.05$) variation of fat contents and low OAC values from yam “kponan” (*D. cayenensis-rotundata*) flours were obtained (Fig. 5; Table 1).

The OAC from different oils studied were shown to be negatively correlated to protein ($-0.90 \leq r \leq -0.71$, $p \leq 0.05$) and fat ($-0.87 \leq r \leq -0.50$, $p \leq 0.05$) contents, and positively to WAC ($0.92 \leq r \leq 0.99$, $p \leq 0.05$) and WSI ($0.66 \leq r \leq 0.84$, $p \leq 0.05$) levels, both by Pearson correlation and PCA analysis. Liquid retention is an index of the ability of proteins to absorb and retain oil/water which in turn influences the texture and mouth feel characteristics of foods and food products like comminuted meats, extenders or analogues and baked dough [48]. Any processing method that influences these parameters would tend to influence the oil absorption characteristics of the food system [49].

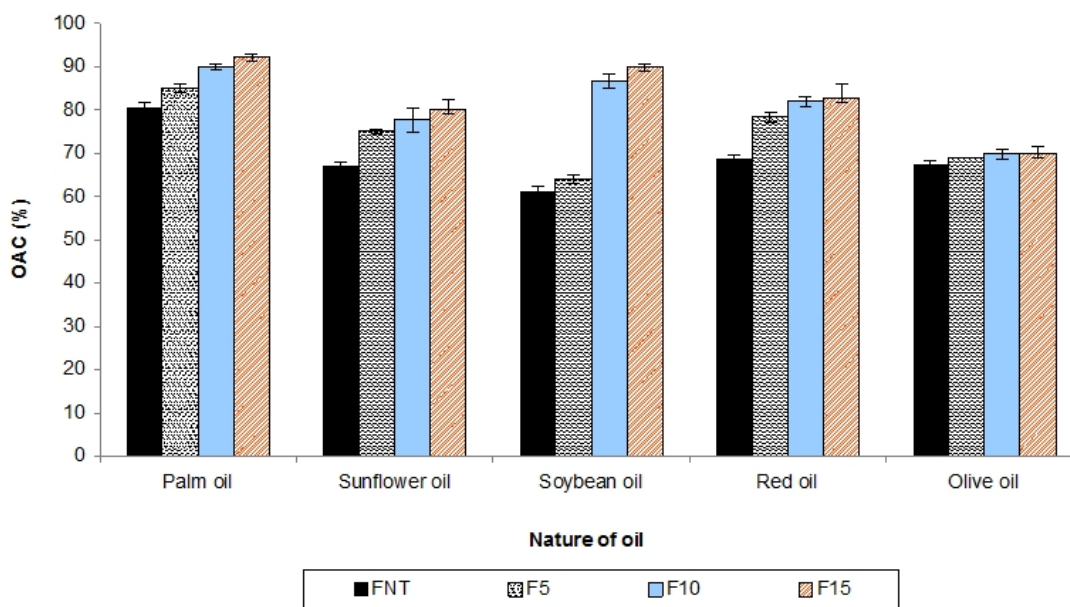


Fig. 5. Oil absorption capacity (OAC) for palm oil, sunflower oil, soybean oil, red oil and olive oil of flours from raw and cooked yam “kponan” (*D. cayenensis-rotundata*) tubers

FNT: Flour from raw yam (*D. cayenensis-rotundata*); F5: Flour from yam (*D. cayenensis-rotundata*) cooked in water at 100°C during 5 min; F10: Flour from yam (*D. cayenensis-rotundata*) cooked in water at 100°C during 10 min; F15: Flour from yam (*D. cayenensis-rotundata*) cooked in water at 100°C during 15 min

3.3.3 Foam capacity (FC) and foam stability (FS)

Foams are used to improve texture, consistency and appearance of foods [40]. Results showed that foam capacity (FC) of yam “kponan” (*D. cayenensis-rotundata*) flours varied from 25.80% in raw yam (FNT) to 13.32% for yam cooked during 15 min (F15) (Fig. 6). The FC values obtained were higher than those reported by Amon et al. [40] (9-10%) and lower than those recorded by Njintang et al. [39] (18-27 ml/100 ml).

Foam stability (FS) of yam “kponan” (*D. cayenensis-rotundata*) flours decreased significantly ($p \leq 0.05$) with cooking time and foam from FNT flour was more stable compared to other flours (F5, F10 and F15) (Fig. 7). This result may be due to collapsing and bursting of the formed air bubbles [41].

The reduction of foaming properties showed in Fig. 6 and 7 was mainly related to protein denaturation. These results agree with the finding of Lin et al. [42] that the native protein gives higher foam stability than denatured one. It is well known that, for a protein to have good foaming properties, it has to be very soluble, because foam capacity requires rapid adsorption of protein at the air/water interface during whipping, penetration into the surface layer and re-organisation at the interface [40]. This is confirmed by the results of Pearson correlation and PCA analysis, which showed that FC was positively correlated to the protein contents ($r = 0.81$, $p < 0.05$) and negatively correlated to WAC ($r = -1.00$, $p \leq 0.05$), WSI ($r = -0.75$, $p \leq 0.05$) and OAC ($-0.99 \leq r \leq -0.92$, $p \leq 0.05$) levels.

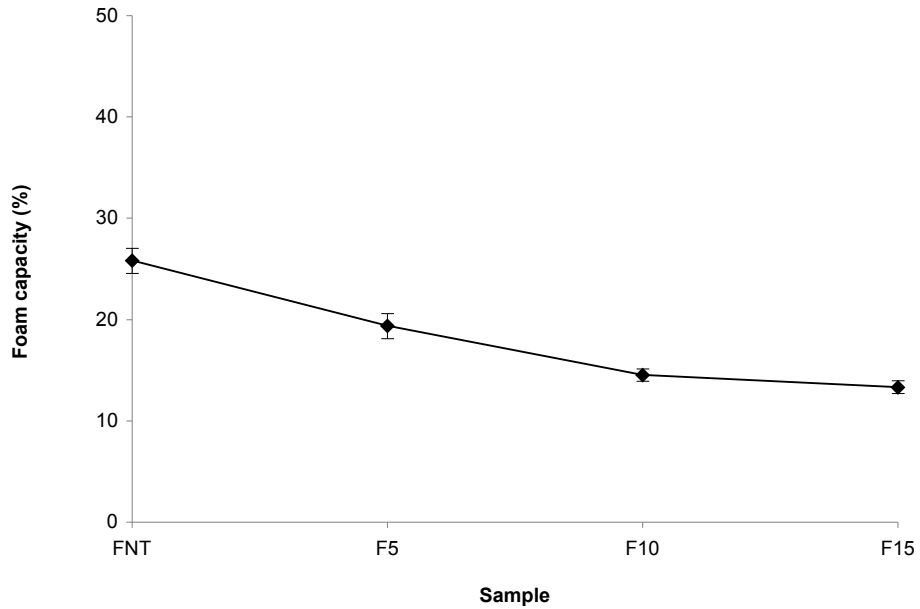


Fig. 6. Foam capacity of flours from raw and cooked yam “kponan” (*D. cayenensis-rotundata*) tubers. FNT: Flour from raw yam (*D. cayenensis-rotundata*)
 F5: Flour from yam (*D. cayenensis-rotundata*) cooked in water at 100°C during 5 min; F10: Flour from yam (*D. cayenensis-rotundata*) cooked in water at 100°C during 10 min; F15: Flour from yam (*D. cayenensis-rotundata*) cooked in water at 100°C during 15 min

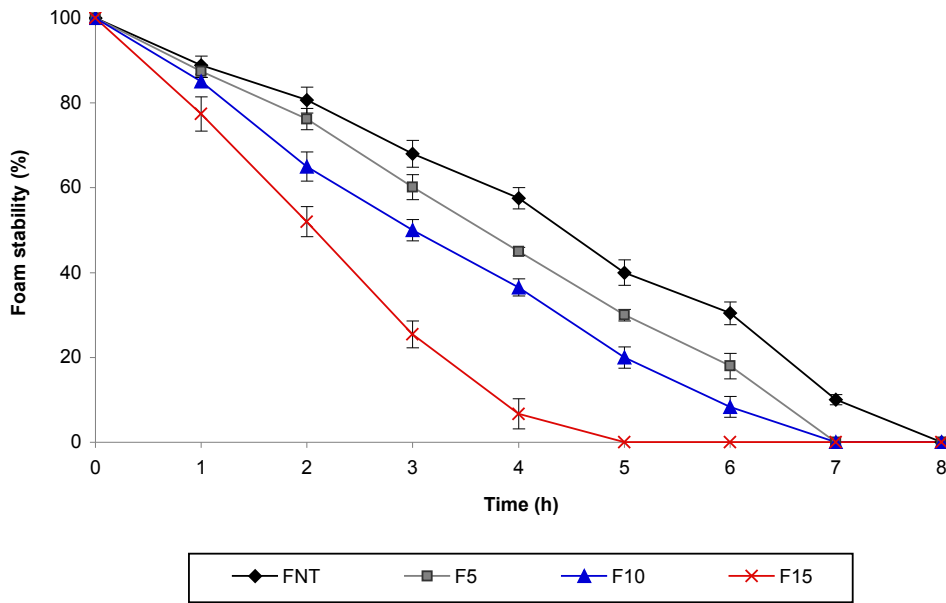


Fig. 7. Foam stability of flours from raw and cooked yam “kponan” (*D. cayenensis-rotundata*) tubers. The obtained values are averages \pm standard deviation of triplicate determinations

(♦) Flour from raw yam tubers; (■) Flour from yam tubers cooked during 5 min; (▲) Flour from yam tubers cooked during 10 min; (×) Flour from yam tubers cooked during 15 min

4. CONCLUSION

The obtained results in this study confirmed that the cooking process in boiling water has significant ($p \leq 0.05$) effect on some important components like total sugars, reducing sugars, proteins and carbohydrate contents of flours from yam "kponan" (*D. cayenensis-rotundata*) tubers, thus affecting their nutritional value. However, the fat contents were not affected significantly ($p \leq 0.05$) by the change in cooking time.

Yam "kponan" flours contained substantial amounts of carbohydrate and therefore constituted an excellent dietary energy source, hence the reason that yams are considered to constitute an important staple food source in a number of developing countries. The use of these yam flours in various food formulations requires the use of other foods to satisfy the nutrient losses observed.

The use of cooking process enhances significantly ($p \leq 0.05$) some functional properties like WAC, WSI and OAC of yam "kponan" flours. This is an advantage for the use of yam flours as substitutes in the infant foods formulation and bakery products.

COMPETING INTERESTS

Authors have declared that no competing interests exist.

REFERENCES

1. Coursey DG. Yams. In: Chan HT, editors. Handbooks of Tropical Foods. New York; 1983.
2. Falade KO, Olurin TO, Ike EA, Aworh OC. Effect of pretreatment and temperature on air-drying of *Dioscorea alata* and *Dioscorea rotundata* slices. J Food Eng. 2007;80(4):1002-10.
3. Nindjin C, Otokore D, Hauser S, Tschannen A, Farah Z, Girardin O. Determination of relevant sensory properties of pounded yams (*Dioscorea* spp.) using a locally based descriptive analysis methodology. Food Qual Prefer. 2007;18(2):450-59.
4. McAnuff MA, Harding WW, Omoruyi FO, Jacobs H, Morrison EY, Asemota HN. Hypoglycemic effects of steroidal saponins isolated from Jamaican bitter yam, *Dioscorea polygonoides*. Food Chem Toxicol. 2005;43(11):1667-72.
5. Riley CK, Wheatley AO, Asemota HN. Isolation and Characterization of Starches from eight *Dioscorea alata* cultivars grown in Jamaica. Afr J Biotechnol. 2006;5(17):1528-36.
6. Dally LI, Sako A, Koffi A, Sidibe D, Lia JA, N'Guessan AG. Influence des traitements acide et enzymatique sur la structure granulaire d'amidon d'igname «kponan» (*Dioscorea cayenensis-rotundata* Poir.). J Sci Pharm Biol. 2008;9(2):17-26. French.
7. Amani NG, Kamenan A. Potentialites nutritionnelles et technologie traditionnelle de transformation des denrees amylacees en Côte d'Ivoire. 2e Atelier International. Voies alimentaires d'amelioration des situations nutritionnelles en Afrique de l'Ouest: les roles des technologies alimentaires et nutritionnistes. Ouagadougou, Burkina Faso. 23-28, Novembre; 2003. French.
8. Afoakwa EO, Sefa-Dedeh S. Chemical composition and quality changes occurring in *Dioscorea dumetorum* pax tubers after harvest. Food Chem. 2001;75(1):85-91.

9. Akissoe N, Hounhouigan J, Mestres C, Nago M. Effect of tuber storage and pre- and post-blanching treatments on the physicochemical and pasting properties of dry yam flour. *Food Chem.* 2004;85(1):141-49.
10. FAO. Racines, tubercules, plantains et bananes dans la nutrition humaine. Collection FAO: Alimentation et Nutrition, n°24. Rome, Italie; 1991. French.
11. Mosso K, Kouadio N, Nemlin GJ. Transformations traditional banana, cassava, taro and yam in parts of central and southern Côte d'Ivoire. *Food and Agricultural Industries*; 1996. French.
12. Natella F, Belevi F, Ramberti A, Scaccini C. Microwave and traditional cooking methods: effect of cooking on antioxidant capacity and phenolic compounds content of seven vegetables. *J Food Biochem.* 2010;34(4):796-810.
13. Raj Bhandari M, Kawabata J. Cooking effects on oxalate, phytate, trypsin and alpha-amylase inhibitors of wild yam tubers of Nepal. *J Food Compost Anal.* 2006;19(6-7):524-30.
14. AOAC. Official Methods of Analysis of the Association of Official Analytical Chemists. 15th ed. Washington, DC; 1990.
15. Martinez-Herrera J, Siddhuraju P, Francis G, Davila-Ortiz G, Becker K. Chemical composition, toxic/antimetabolic constituents, and effects of different treatments on their levels, in four provenances of *Jatropha curcas* L. from Mexico. *Food Chem.* 2006;96(1):80-89.
16. Dubois M, Gilles KA, Hamilton JK, Rebers PA, Smith F. Colorimetric Method for Determination of Sugars and Related Substances. *Anal Chem.* 1956;28(3):350-56.
17. Bernfeld P. Alpha and beta-amylases. In: Colowick SP, Kaplan N, editors. *Methods in Enzymology*. Academic Press, New York; 1955.
18. Phillips RD, Chinnan MS, Branch AL, Miller J, McWatters KH. Effects of Pretreatment on Functional and Nutritional Properties of Cowpea Meal. *J Food Sci.* 1988;53(3):805-09.
19. Anderson RA, Conway HF, Pfeiffer VF, Griffin EL. Roll and extrusion cooking of grain sorghum grits. *Cereal Sci Today.* 1969;14(11):372-75.
20. Sosulski FW. The centrifuge method for determining flour absorption in hard red spring wheat. *Cereal Chem.* 1962;39:344-50.
21. Coffmann CW, Garciaj VV. Functional properties and amino acid content of a protein isolate from Mung bean flour. *Int J Food Sci Technol.* 1977;12(5):473-84.
22. Duncan DB. Multiple range and Multiple F-tests. *Biometrics.* 1955;11(1):1-42.
23. Onuegbu NC, Iwuoha CI, Owuamanam CI, Ihediohanma NC. Effects of boiling solution (trona) concentration and time on the proximate composition and physico-chemical properties of flour from three-leaved yam (*Dioscorea dumetorum* pax) tubers. *Afr J Food Sci.* 2011;5(1):1-5.
24. Hsu CL, Chen W, Weng YM, Tseng CY. Chemical composition, physical properties, and antioxidant activities of yam flours as affected by different drying methods. *Food Chem.* 2003;83(1):85-92.
25. Sanful RE, Oduro I, Ellis WO. Proximate and Functional Properties of Five Local Varieties of Aerial Yam (*Dioscorea bulbifera*) in Ghana. *Middle-East J Sci Res.* 2013;14(7):947-51.
26. Shanthakumari S, Mohan VR, John de Britto. Nutritional Evaluation and Elimination of Toxic Principles in Wild Yam (*Dioscorea* spp.). *Trop Subtrop Agroecosyst.* 2008;8(3):319-25.
27. Bamishaiye EI, Olayemi FF, Bamishaiye OM. Effects of Boiling Time on Mineral and Vitamin C Content of Three Varieties of *Hibiscus sabdriffa* Drink in Nigeria. *World J Agric Sci.* 2011;7(1):62-67.

28. Bradbury JH. The chemical composition of tropical root crops. *Asean Food J.* 1988;4(1):3-13.
29. Medoua NGJM. Nutritional and technological potentials of hardened tubers of yam *Dioscorea dumetorum* (Kunth) pax: study of curing post-harvest and processing conditions hardened tubers flour - Doctoral Thesis / PhD. 2005;254. French.
30. Lima GPP, Lopes TdVC, Rossetto MRM, Vianello F. Nutritional composition, phenolic compounds, nitrate content in eatable vegetables obtained by conventional and certified organic grown culture subject to thermal treatment. *Int J Food Sci Technol.* 2009;44(6):1118-24.
31. Oulaï SF, Gonnety JT, Faulet BM, Djè KM, Kouassi-Koffi JD, Ahi AP, Kouamé LP. Effect of Cooking Time on the Proximate and Mineral Composition of Breadfruit (*Artocarpus altilis*) Grown in Abidjan, Côte d'Ivoire. *Pak J Nutr.* 2013;12(8):768-74.
32. Aina AJ, Falade KO, Akingbala JO, Titus P. Physicochemical Properties of Caribbean Sweet Potato (*Ipomoea batatas* (L) Lam) Starches. *Food Bioprocess Technol.* 2012;5(2):576-83.
33. Eka OU. The Chemical composition of yam tubers. In: Osuji G, editor. *Advances in Yam Research. The Biochemistry and Technology of Yam Tubers*; 1985.
34. Polycarp D, Afoakwa EO, Budu AS, Otoo E. Characterization of chemical composition and anti-nutritional factors in seven species within the Ghanaian yam (*Dioscorea*) germplasm. *Int Food Res J.* 2012;19(3):985-92.
35. Onyenuga VA. *Nigeria's Food and Feeding stuffs, their Chemistry and Nutritive Value.* 3rd ed. Ibadan University Press, Nigeria; 1968.
36. Nzewi D, Egbuonu ACC. Effect of boiling and roasting on the proximate properties of asparagus bean (*Vigna Sesquipedalis*). *Afr J Biotechnol.* 2011;10(54):11239-44.
37. Hodge JC, Osman EM. Carbohydrates. In: Fennema RO, editor. *Principles of Food Science, Part I. Food Chemistry.* Marcel Dekker. New York; 1976.
38. Ikpeme CAE, Osuchukwu NC, Oshiele L. Functional and sensory properties of wheat (*Aestium triticium*) and taro flour (*Colocasia esculenta*) composite bread. *Afr J Food Sci.* 2010;4(5):248-53.
39. Njintang NY, Bouba AA, Mbofung CMF, Aboubakar NYN, Bennett RN, Parker M et al. Biochemical characteristics of taro (*Colocasia esculenta*) flour as determinant factors of the extend of browning during Achu preparation. *Am J Food Technol.* 2007;2:60-70.
40. Amon AS, Soro RY, Assemmand EF, Due EA, Kouame LP. Biochemical characteristic of flours from Ivorian Taro (*Colocasia Esculenta*, Cv *Yatan*) a corm affected by boiling time. *Adv J Food Sci Technol.* 2011;3(6):424-35.
41. Kinsella JE, Melachouris N. Functional properties of proteins in foods: A survey. *CRC Crit Rev Food Sci Nutr.* 1976;7(3):219-80.
42. Lin MJY, Humbert ES, Sosulski FW. Certain functional properties of sunflower meal products. *J Food Sci.* 1974;39(2):368-70.
43. Diosady LL, Paton D, Rosen N, Rubin LJ, Athanassoulis C. Degradation of Wheat Starch in a Single-Screw Extruder: Mechano-Kinetic Breakdown of Cooked Starch. *J Food Sci.* 1985;50(6):1697-99.
44. Akubor PI. Effect of ascorbic acid and citric acid treatments on the functional and sensory properties of yam flour. *Int J Agric Policy Res.* 2013;1(4):103-08.
45. Narayana K, Narasinga Rao MS. Functional Properties of Raw and Heat Processed Winged Bean (*Psophocarpus tetragonolobus*) Flour. *J Food Sci.* 1982;47(5):1534-38.
46. Falade KO, Semon M, Fadairo OS, Oladunjoye AO, Orou KK. Functional and physico-chemical properties of flours and starches of African rice cultivars. *Food Hydrocoll.* 2014;39:41-50.
47. Chau CF, Cheung PCK. Functional properties of flours prepared from three Chinese indigenous legume seeds. *Food Chem.* 1998;61(4):429-33.

48. Adebawale YA, Adeyemi IA, Oshodi AA. Functional and physicochemical properties of flours of six *Mucuna* species. Afr J Biotechnol. 2005;4(12):1461-68.
49. Njintang NY, Mbofung CMF, Waldron KW. In vitro protein digestibility and physicochemical properties of dry red bean (*Phaseolus vulgaris*) flour: effect of processing and incorporation of soybean and cowpea flour. J Agric Food Chem. 2001;49(5):2465-71.

© 2014 Daouda et al.; This is an Open Access article distributed under the terms of the Creative Commons Attribution License (<http://creativecommons.org/licenses/by/3.0>), which permits unrestricted use, distribution, and reproduction in any medium, provided the original work is properly cited.

Peer-review history:

The peer review history for this paper can be accessed here:
<http://www.sciencedomain.org/review-history.php?iid=565&id=5&aid=5016>